




**FORT
STARK**

KDX 240
— profi —




KDX 180
— profi —

KDX 200
— profi —

KDX 220
— profi —

KDX 240
— profi —



THE WELDED COUNTER BLADE


Designed and engineered to deliver unbeatable efficiency for a fine mulch even when working at higher speeds. The welded counter blade, found on all models, ensures material is cut cleanly.

AUTOMATIC BELT TENSIONING

Automatic belt tensioning keeps the drive belt under tension, whether it is cold or warm and whether the belt is new or already run in. Once adjusted, the tension is automatically maintained at the set level.

MULCHING CHAMBER


The tall mulching chamber means the implement can handle a substantial flow of material - even at considerable forward speeds- without detriment.












CLEAN, WELL-KEPT GRASSY AREAS

On the KDX Profi series the roller is positioned as close as possible to the rotor. In this way, all the shredded material is ejected over the roller for quicker decomposition than if it would be compacted. The visual result will speak for itself. Main benefits of this design:

- excellent ground contouring,
- automatic cleaning by knives.



Flail mowers	 m	 min HP (kW)	 Cat	 RPM	 1000	 mm		 A B	 Kg
KDX 180 Profi	1,80	60(45)	II	540	OPTION	127	26	A869 B1172	555
KDX 200 Profi	2,00	70(52)					28	A1075 B1274	593
KDX 220 Profi	2,20	80(60)					32	A1075 B1474	620
KDX 240 Profi	2,40	90(67)					34	A1175 B1574	648